

Using Presto Styles reference sheet



This reference sheet is designed for you to print out and use as a guide to easily select your favorite Presto styles.

To use these, simply insert the code located under the preferred Presto style. For example, to use the Roses style, insert "[Presto Roses]" (remember to include the brackets) into the subject line of your email and send as you normally do. Now your standard email will be transformed into a beautiful printout. Remember to check back in the future, this reference guide will be updated as we continue to develop more Presto Styles.




[Presto Halloween]



[Presto Snowflake]




[Presto Holly]



[Presto Birthday]



[Presto Graduation]



[Presto YellowWave]



[Presto Wedding]



[Presto BabyBlocks]



[Presto Simple]



[Presto BestWishes]




[Presto Roses]



[Presto Butterfly]



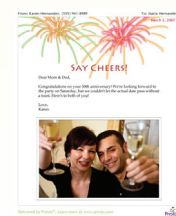
[Presto Squiggle]



[Presto Plaid]



[Presto SpringBlooms]



[Presto Fireworks]